Indoor Luminaire Photometric Data

Description Information

Luminary Name: 55252		Lum. Catelog:	Test ID:
Lamp Name:		Lamp Catelog:	Test Date: 2021/03/15
Manufacture:		Shld.Ang(°):	Test Machine:GON-2000
Test Lab:		Frequency(Hz):	Lamp CCT(K): 3000 Ra:
Lum.Size(W*L*H):0.050m*-0.050m*0.000m		Lum.Area(m2):0.002	Lum.W(kg): 0.000
Test System: C, γ	Test Step: C=30.0 γ=1.0	Temp.(℃): 25	Humidity(%):

Character Parameter

Lamp Speciality Parameter	Luminaire Speciality Parameter	
Rated Flux(lm): 15.030	Luminary Flux(lm): 15.027	Field Angle(10%Imax): 134.7(°)
Rated Power(W):	Luminary Efficiency: 99.98%	Down Lumens&Percent: 15.0271m 100.00%
Rated Voltage(V): 24	Luminary EER(lm/W): 1.626	Up Lumens&Percent: 0.0001m 0.00%
Tested Power(W): 9.239	Max.Candela(cd): 7.442	S/MH: C0_a180=1.014 C90_270=0.952
Lamps' Inside: 1	Max Cand@Ang.(°): C=0.0 γ=3.0	CIE Type: Semi-Direct
Tested Electrics(V,A,pf):23.9,0.386	Beam Angle(50%Imax): 104.3(°)	ErP Φuse(120°): 13.5321m
Lamp Size(W*L*H):0.050m*-0.050m*0.000m	Left=-50.8°,Right=53.5°	IRF(%): 133.158

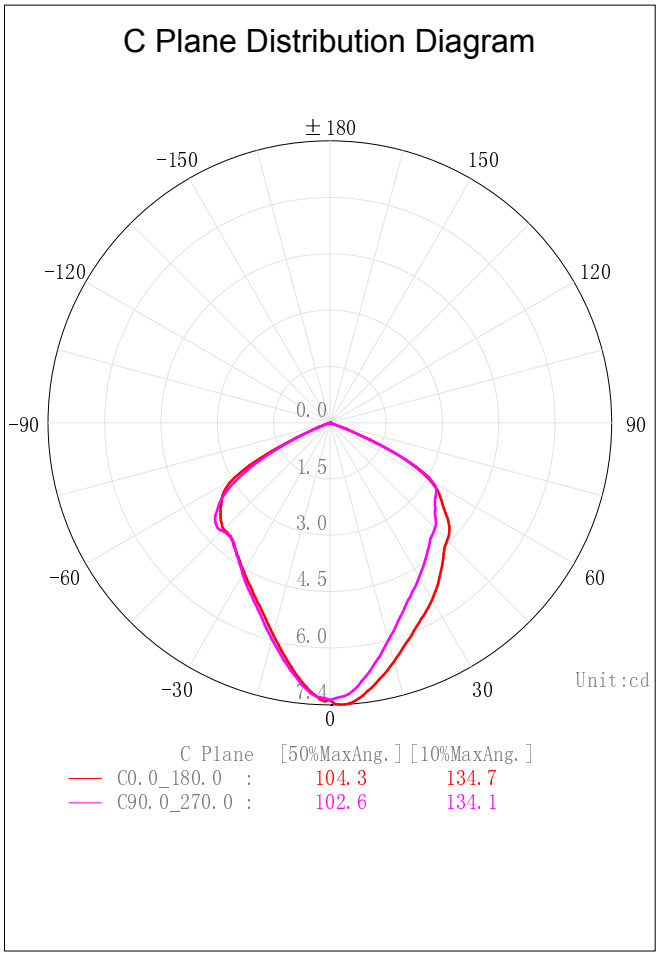

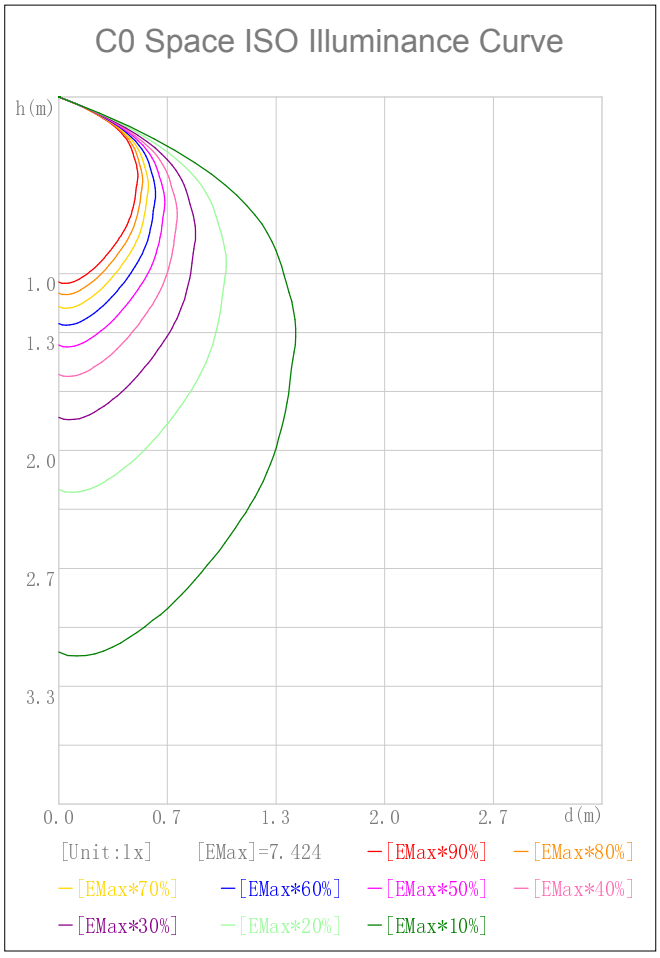

IES Indoor Report
Photometric Filename:UL-9W-FX-0900-I.IES

2D Plane Light Intensity Distribution Curve

Lum.Name: 55252	Lum.Catelog:	Test ID:
Lamp Name:	Lamp Catelog:	Test Lab:
Manufacture:	Test Machine:GON-2000	Test Date: 2021/03/15

C Plane Distribution Diagram

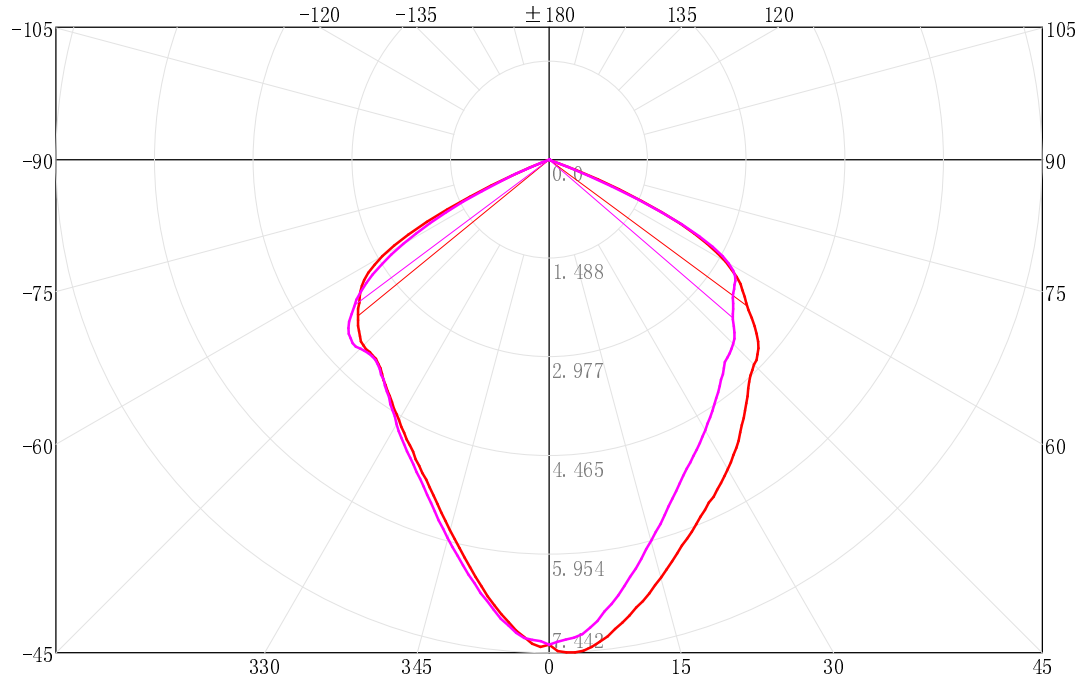

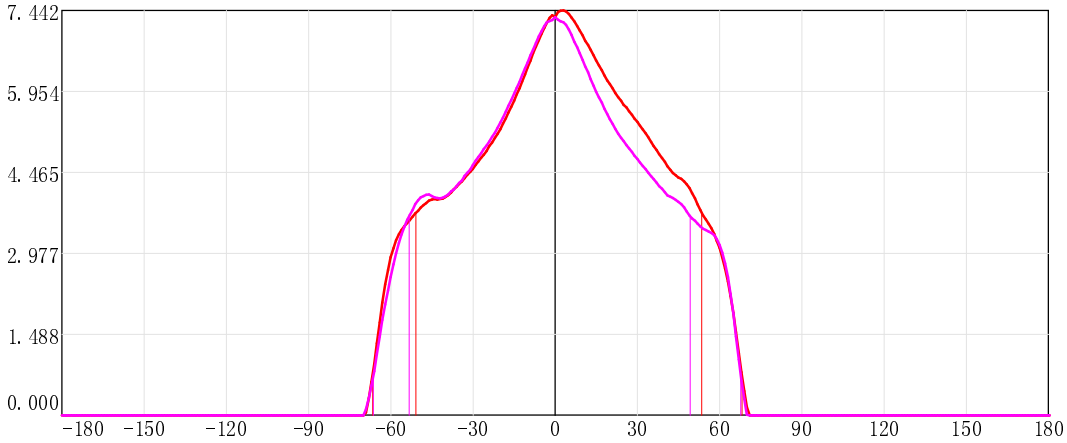

C Plane	[50%MaxAng.]	[10%MaxAng.]	Unit:cd
C0.0_180.0 :	104.3	134.7	
C90.0_270.0 :	102.6	134.1	

IES Indoor Report
Photometric Filename:UL-9W-FX-0900-I.IES

3D Light Intensity Distribution Modal

Lum.Name: 55252	Lum.Catelog:	Test ID:
Lamp Name:	Lamp Catelog:	Test Lab:
Manufacture:	Test Machine:GON-2000	Test Date: 2021/03/15

3D Light Intensity Distribution Modal

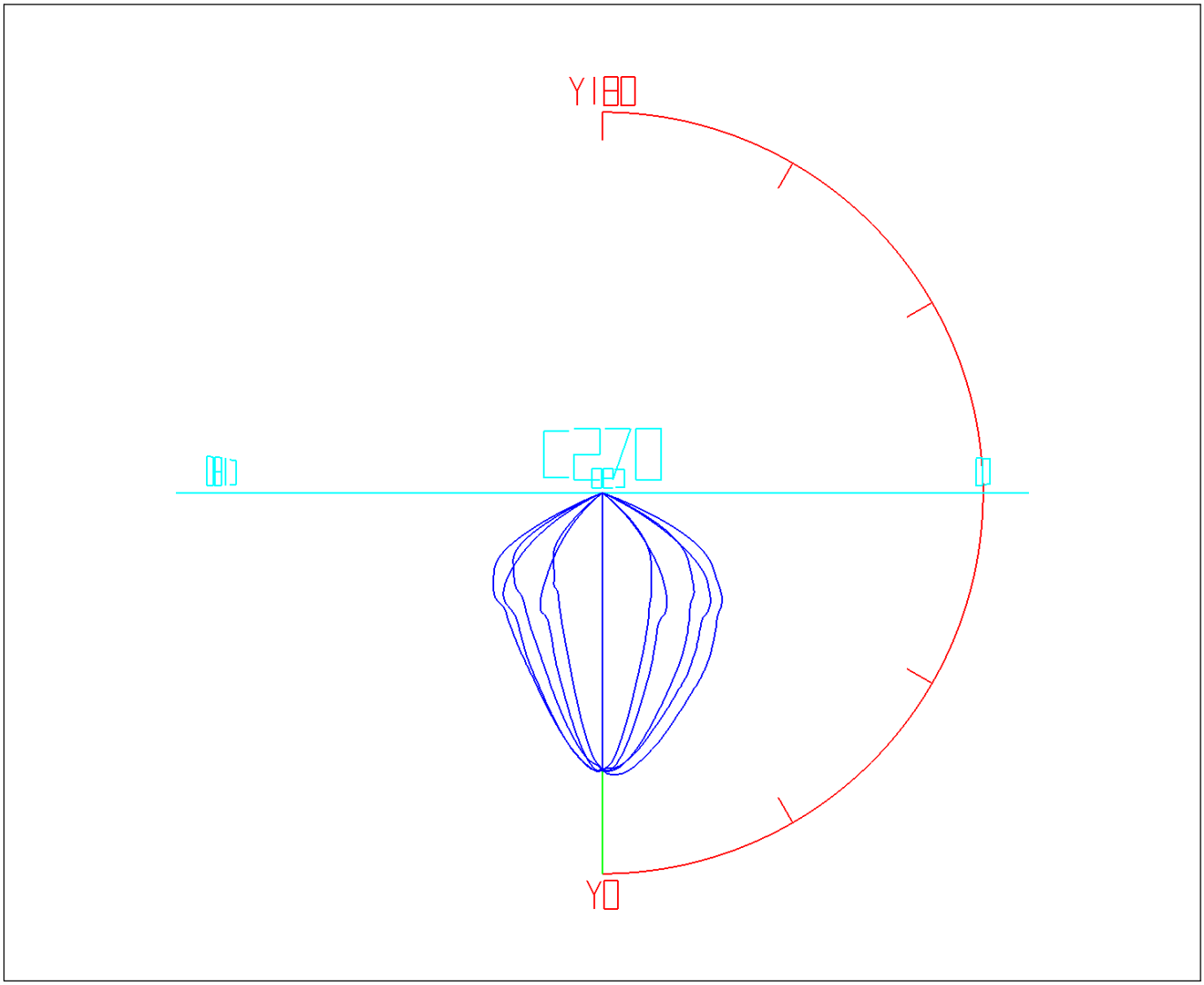

Curves: 3D Model Fixture Vert. HUD Hori. HUD

View Angles: Orient:0 Tilt:0 Roll:0 Spin:0

IES Indoor Report
Photometric Filename:UL-9W-FX-0900-I.IES

Zonal Flux Tabulation

Zone(γ)	Zone Flux (lm)	Sums Flux (lm)	Zone%Lamp	Sums%Lamp	Zone(γ)	Zone Flux (lm)	Sums Flux (lm)	Zone%Lamp	Sums%Lamp
0.0-1.0	0.01	0.01	0.05	0.05	47.0-48.0	0.32	9.95	2.13	66.23
1.0-2.0	0.02	0.03	0.14	0.19	48.0-49.0	0.32	10.28	2.13	68.37
2.0-3.0	0.03	0.06	0.23	0.42	49.0-50.0	0.32	10.60	2.13	70.50
3.0-4.0	0.05	0.11	0.32	0.74	50.0-51.0	0.32	10.92	2.13	72.62
4.0-5.0	0.06	0.17	0.41	1.15	51.0-52.0	0.32	11.23	2.11	74.74
5.0-6.0	0.07	0.25	0.49	1.64	52.0-53.0	0.31	11.55	2.10	76.83
6.0-7.0	0.09	0.33	0.57	2.21	53.0-54.0	0.31	11.86	2.07	78.91
7.0-8.0	0.10	0.43	0.65	2.87	54.0-55.0	0.31	12.17	2.05	80.96
8.0-9.0	0.11	0.54	0.73	3.59	55.0-56.0	0.30	12.47	2.02	82.98
9.0-10.0	0.12	0.66	0.80	4.39	56.0-57.0	0.30	12.77	1.99	84.97
10.0-11.0	0.13	0.79	0.87	5.26	57.0-58.0	0.29	13.06	1.94	86.91
11.0-12.0	0.14	0.93	0.93	6.19	58.0-59.0	0.28	13.35	1.88	88.79
12.0-13.0	0.15	1.08	0.99	7.18	59.0-60.0	0.27	13.62	1.80	90.59
13.0-14.0	0.16	1.24	1.05	8.23	60.0-61.0	0.26	13.87	1.70	92.29
14.0-15.0	0.17	1.40	1.11	9.34	61.0-62.0	0.24	14.11	1.58	93.88
15.0-16.0	0.17	1.58	1.16	10.50	62.0-63.0	0.22	14.33	1.44	95.32
16.0-17.0	0.18	1.76	1.21	11.71	63.0-64.0	0.19	14.52	1.27	96.59
17.0-18.0	0.19	1.95	1.26	12.97	64.0-65.0	0.16	14.68	1.08	97.67
18.0-19.0	0.20	2.15	1.31	14.28	65.0-66.0	0.13	14.81	0.87	98.53
19.0-20.0	0.20	2.35	1.35	15.63	66.0-67.0	0.10	14.91	0.65	99.18
20.0-21.0	0.21	2.56	1.40	17.03	67.0-68.0	0.07	14.97	0.44	99.62
21.0-22.0	0.22	2.78	1.44	18.47	68.0-69.0	0.04	15.01	0.25	99.87
22.0-23.0	0.22	3.00	1.48	19.95	69.0-70.0	0.01	15.02	0.10	99.97
23.0-24.0	0.23	3.23	1.52	21.46	70.0-71.0	0.00	15.03	0.02	99.98
24.0-25.0	0.23	3.46	1.56	23.02	71.0-72.0	0.00	15.03	0.00	99.98
25.0-26.0	0.24	3.70	1.59	24.62	72.0-73.0	0.00	15.03	0.00	99.98
26.0-27.0	0.24	3.94	1.63	26.24	73.0-74.0	0.00	15.03	0.00	99.98
27.0-28.0	0.25	4.19	1.66	27.91	74.0-75.0	0.00	15.03	0.00	99.98
28.0-29.0	0.25	4.45	1.70	29.60	75.0-76.0	0.00	15.03	0.00	99.98
29.0-30.0	0.26	4.71	1.72	31.33	76.0-77.0	0.00	15.03	0.00	99.98
30.0-31.0	0.26	4.97	1.75	33.08	77.0-78.0	0.00	15.03	0.00	99.98
31.0-32.0	0.27	5.24	1.78	34.86	78.0-79.0	0.00	15.03	0.00	99.98
32.0-33.0	0.27	5.51	1.80	36.66	79.0-80.0	0.00	15.03	0.00	99.98
33.0-34.0	0.27	5.78	1.83	38.49	80.0-81.0	0.00	15.03	0.00	99.98
34.0-35.0	0.28	6.06	1.85	40.33	81.0-82.0	0.00	15.03	0.00	99.98
35.0-36.0	0.28	6.34	1.87	42.20	82.0-83.0	0.00	15.03	0.00	99.98
36.0-37.0	0.28	6.63	1.89	44.09	83.0-84.0	0.00	15.03	0.00	99.98
37.0-38.0	0.29	6.91	1.90	45.99	84.0-85.0	0.00	15.03	0.00	99.98
38.0-39.0	0.29	7.20	1.92	47.91	85.0-86.0	0.00	15.03	0.00	99.98
39.0-40.0	0.29	7.49	1.94	49.85	86.0-87.0	0.00	15.03	0.00	99.98
40.0-41.0	0.29	7.79	1.95	51.80	87.0-88.0	0.00	15.03	0.00	99.98
41.0-42.0	0.30	8.08	1.98	53.78	88.0-89.0	0.00	15.03	0.00	99.98
42.0-43.0	0.30	8.38	2.00	55.78	89.0-90.0	0.00	15.03	0.00	99.98
43.0-44.0	0.31	8.69	2.03	57.82	90.0-91.0	0.00	15.03	0.00	99.98
44.0-45.0	0.31	9.00	2.07	59.88	91.0-92.0	0.00	15.03	0.00	99.98
45.0-46.0	0.32	9.32	2.10	61.98	92.0-93.0	0.00	15.03	0.00	99.98
46.0-47.0	0.32	9.63	2.12	64.10	93.0-94.0	0.00	15.03	0.00	99.98

IES Indoor Report
Photometric Filename:UL-9W-FX-0900-I.IES

Zonal Flux Tabulation - (Cont.)

Zone(γ)	Zone Flux (lm)	Sums Flux (lm)	Zone%Lamp	Sums%Lamp
94.0-95.0	0.00	15.03	0.00	99.98
95.0-96.0	0.00	15.03	0.00	99.98
96.0-97.0	0.00	15.03	0.00	99.98
97.0-98.0	0.00	15.03	0.00	99.98
98.0-99.0	0.00	15.03	0.00	99.98
99.0-100.0	0.00	15.03	0.00	99.98
100.0-101.0	0.00	15.03	0.00	99.98
101.0-102.0	0.00	15.03	0.00	99.98
102.0-103.0	0.00	15.03	0.00	99.98
103.0-104.0	0.00	15.03	0.00	99.98
104.0-105.0	0.00	15.03	0.00	99.98
105.0-106.0	0.00	15.03	0.00	99.98
106.0-107.0	0.00	15.03	0.00	99.98
107.0-108.0	0.00	15.03	0.00	99.98
108.0-109.0	0.00	15.03	0.00	99.98
109.0-110.0	0.00	15.03	0.00	99.98
110.0-111.0	0.00	15.03	0.00	99.98
111.0-112.0	0.00	15.03	0.00	99.98
112.0-113.0	0.00	15.03	0.00	99.98
113.0-114.0	0.00	15.03	0.00	99.98
114.0-115.0	0.00	15.03	0.00	99.98
115.0-116.0	0.00	15.03	0.00	99.98
116.0-117.0	0.00	15.03	0.00	99.98
117.0-118.0	0.00	15.03	0.00	99.98
118.0-119.0	0.00	15.03	0.00	99.98
119.0-120.0	0.00	15.03	0.00	99.98
120.0-121.0	0.00	15.03	0.00	99.98
121.0-122.0	0.00	15.03	0.00	99.98
122.0-123.0	0.00	15.03	0.00	99.98
123.0-124.0	0.00	15.03	0.00	99.98
124.0-125.0	0.00	15.03	0.00	99.98
125.0-126.0	0.00	15.03	0.00	99.98
126.0-127.0	0.00	15.03	0.00	99.98
127.0-128.0	0.00	15.03	0.00	99.98
128.0-129.0	0.00	15.03	0.00	99.98
129.0-130.0	0.00	15.03	0.00	99.98
130.0-131.0	0.00	15.03	0.00	99.98
131.0-132.0	0.00	15.03	0.00	99.98
132.0-133.0	0.00	15.03	0.00	99.98
133.0-134.0	0.00	15.03	0.00	99.98
134.0-135.0	0.00	15.03	0.00	99.98
135.0-136.0	0.00	15.03	0.00	99.98
136.0-137.0	0.00	15.03	0.00	99.98
137.0-138.0	0.00	15.03	0.00	99.98
138.0-139.0	0.00	15.03	0.00	99.98
139.0-140.0	0.00	15.03	0.00	99.98
140.0-141.0	0.00	15.03	0.00	99.98
141.0-142.0	0.00	15.03	0.00	99.98
142.0-143.0	0.00	15.03	0.00	99.98
143.0-144.0	0.00	15.03	0.00	99.98
144.0-145.0	0.00	15.03	0.00	99.98
145.0-146.0	0.00	15.03	0.00	99.98
146.0-147.0	0.00	15.03	0.00	99.98
147.0-148.0	0.00	15.03	0.00	99.98
148.0-149.0	0.00	15.03	0.00	99.98
149.0-150.0	0.00	15.03	0.00	99.98
150.0-151.0	0.00	15.03	0.00	99.98
151.0-152.0	0.00	15.03	0.00	99.98
152.0-153.0	0.00	15.03	0.00	99.98
153.0-154.0	0.00	15.03	0.00	99.98
154.0-155.0	0.00	15.03	0.00	99.98
155.0-156.0	0.00	15.03	0.00	99.98
156.0-157.0	0.00	15.03	0.00	99.98
157.0-158.0	0.00	15.03	0.00	99.98
158.0-159.0	0.00	15.03	0.00	99.98
159.0-160.0	0.00	15.03	0.00	99.98
160.0-161.0	0.00	15.03	0.00	99.98
161.0-162.0	0.00	15.03	0.00	99.98
162.0-163.0	0.00	15.03	0.00	99.98
163.0-164.0	0.00	15.03	0.00	99.98
164.0-165.0	0.00	15.03	0.00	99.98
165.0-166.0	0.00	15.03	0.00	99.98
166.0-167.0	0.00	15.03	0.00	99.98
167.0-168.0	0.00	15.03	0.00	99.98
168.0-169.0	0.00	15.03	0.00	99.98
169.0-170.0	0.00	15.03	0.00	99.98
170.0-171.0	0.00	15.03	0.00	99.98
171.0-172.0	0.00	15.03	0.00	99.98
172.0-173.0	0.00	15.03	0.00	99.98
173.0-174.0	0.00	15.03	0.00	99.98
174.0-175.0	0.00	15.03	0.00	99.98
175.0-176.0	0.00	15.03	0.00	99.98
176.0-177.0	0.00	15.03	0.00	99.98
177.0-178.0	0.00	15.03	0.00	99.98
178.0-179.0	0.00	15.03	0.00	99.98
179.0-180.0	0.00	15.03	0.00	99.98

IES Indoor Report
Photometric Filename:UL-9W-FX-0900-I.IES

Rectangle ISO Lighting Intensity Diagram

Lum.Name: 55252	Lum.Catelog:	Test ID:
Lamp Name:	Lamp Catelog:	Test Lab:
Manufacture:	Test Machine:GON-2000	Test Date: 2021/03/15



Maximum Light Intensity(cd): 7.44
Maximum Cand.@Angle: H=3.0°,V=0.0°

IES Indoor Report
Photometric Filename:UL-9W-FX-0900-I.IES

Plane ISO-Illuminance Diagram

Lum.Name: 55252	Lum.Catelog:	Test ID:
Lamp Name:	Lamp Catelog:	Test Lab:
Manufacture:	Test Machine:GON-2000	Test Date: 2021/03/15

Plane ISO-Illuminance Curve

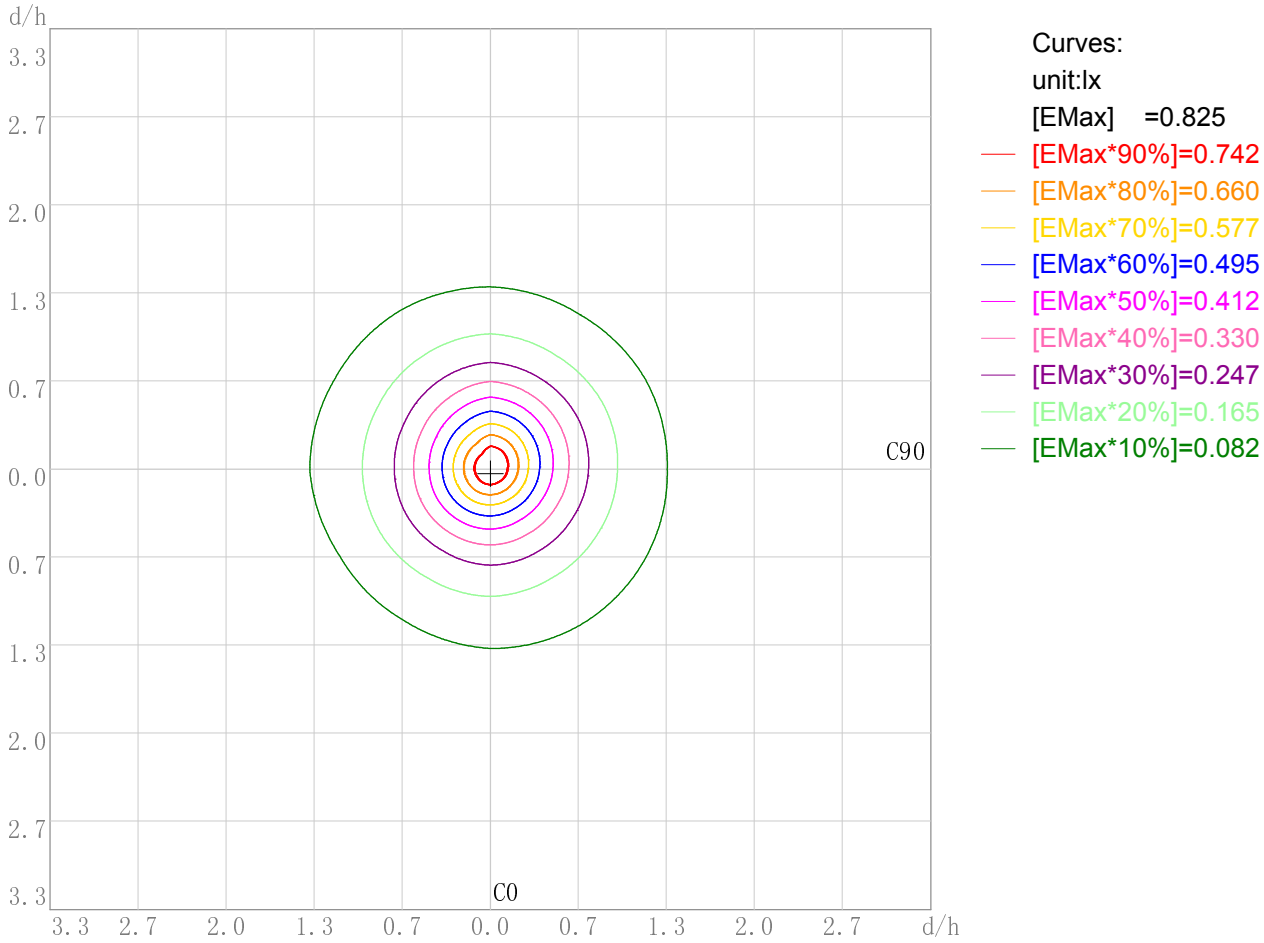

Working Plane Luminaire Mounting Height(m): 3.00
Working Plane Maximum Illuminance(lx): 0.82
Working Plane Maximum Illuminance Position(d/h):H0.0 V0.0

IES Indoor Report
Photometric Filename:UL-9W-FX-0900-I.IES

3D Plane ISO Illuminance Diagram

Lum.Name: 55252	Lum.Catelog:	Test ID:
Lamp Name:	Lamp Catelog:	Test Lab:
Manufacture:	Test Machine:GON-2000	Test Date: 2021/03/15

3D Plane Illuminance Modal

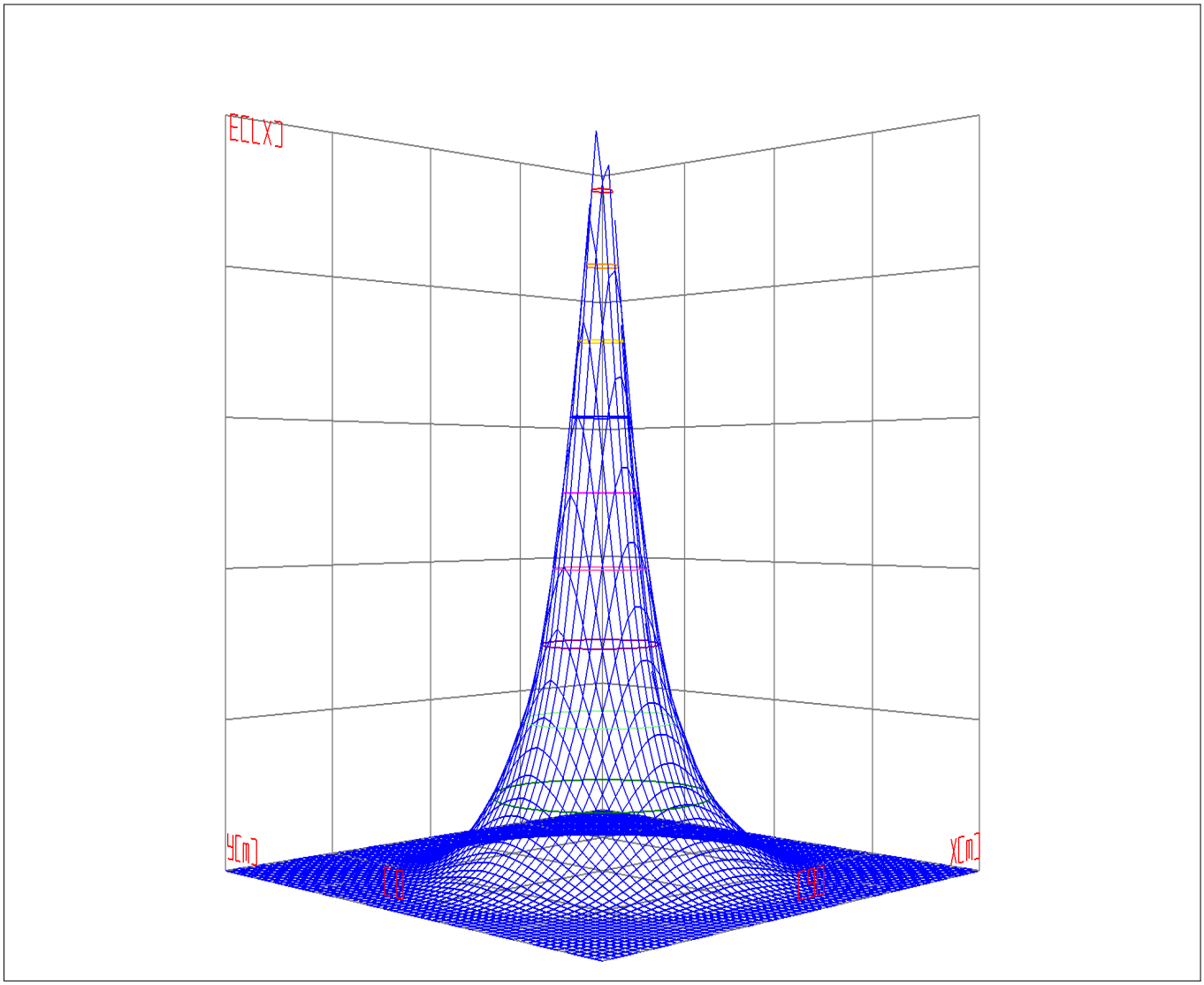

Curves: 3D Model 90% 80% 70% 60% 50% 40% 30% 20% 10%

View Angles(deg): 0 Height(m): 3.0 Distance(m): 10.0

IES Indoor Report
Photometric Filename:UL-9W-FX-0900-I.IES

Space ISO Illuminance Diagram

Lum.Name: 55252	Lum.Catelog:	Test ID:
Lamp Name:	Lamp Catelog:	Test Lab:
Manufacture:	Test Machine:GON-2000	Test Date: 2021/03/15

Space ISO Illuminance Curve

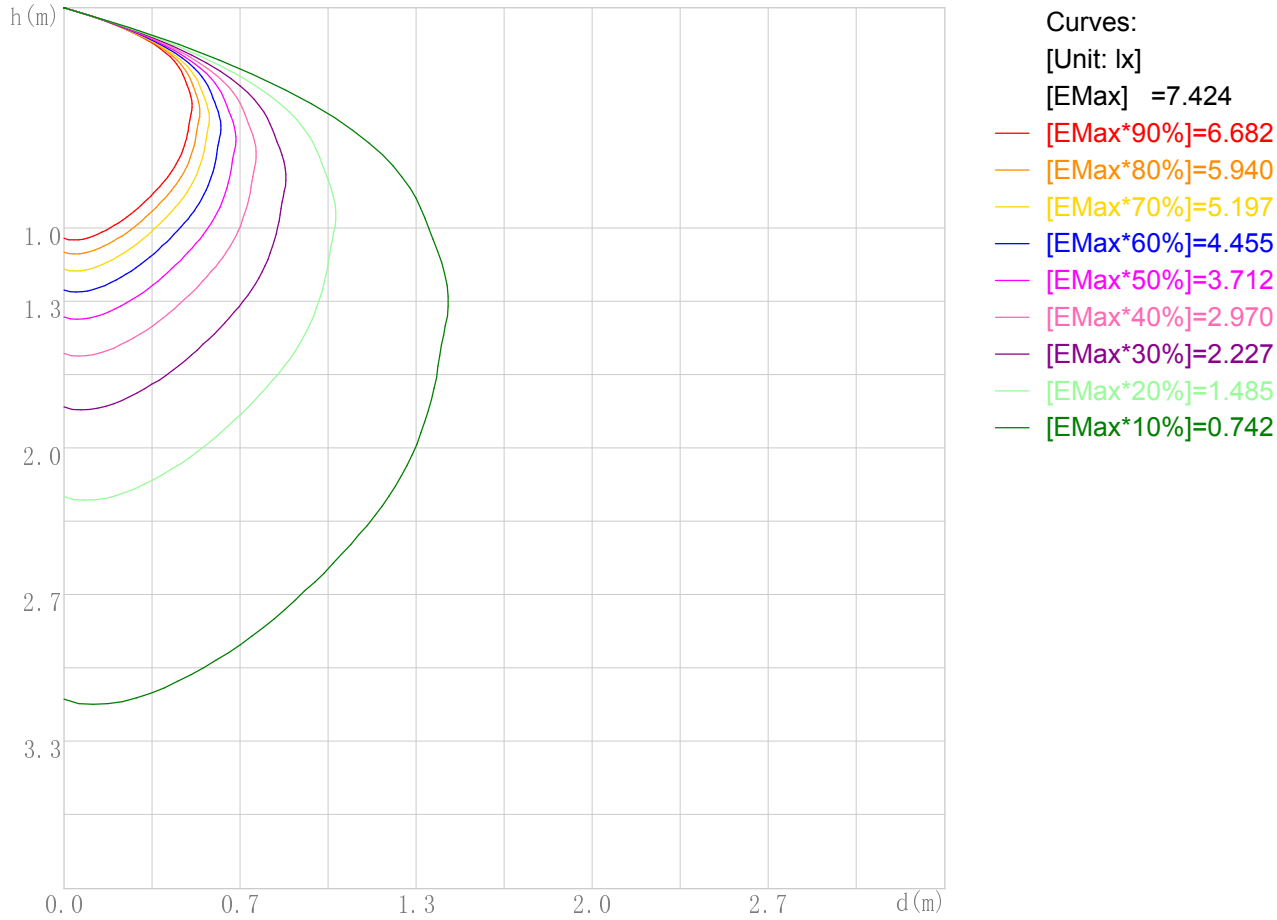

Space Plane Maximum Illuminance and @Angle:7.42lx,2.0deg
Plane Maximum Lighting Intensity and @Angle:7.442cd,0eg

IES Indoor Report
Photometric Filename:UL-9W-FX-0900-I.IES

Illuminance-Distance Diagram

Lum.Name: 55252	Lum.Catelog:	Test ID:
Lamp Name:	Lamp Catelog:	Test Lab:
Manufacture:	Test Machine:GON-2000	Test Date: 2021/03/15

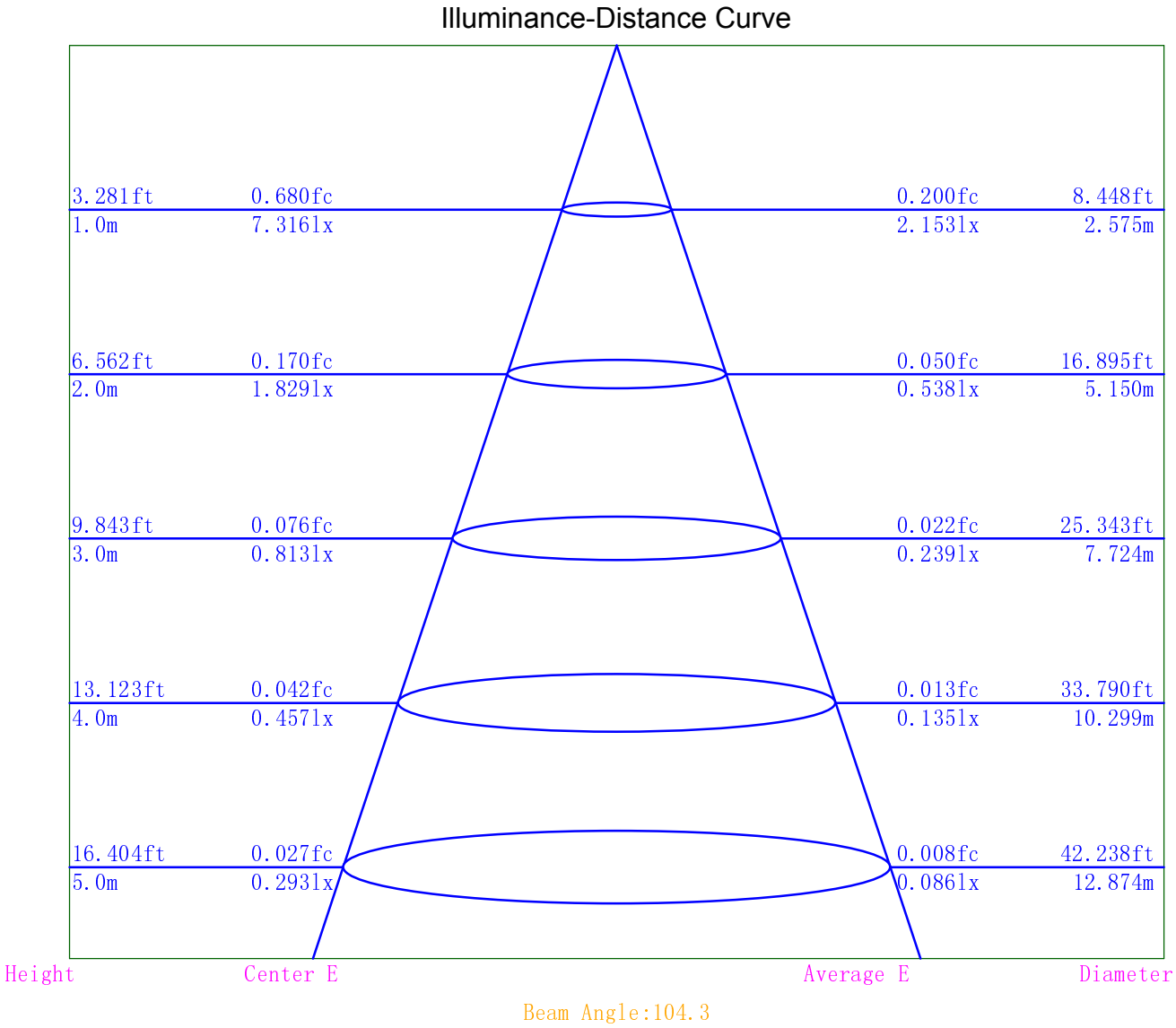

IES Indoor Report
Photometric Filename:UL-9W-FX-0900-I.IES

Indoor Luminance Limiting Curves

Lum.Name: 55252	Lum.Catelog:	Test ID:
Lamp Name:	Lamp Catelog:	Test Lab:
Manufacture:	Test Machine:GON-2000	Test Date: 2021/03/15

Glare Grade Table

GI	Quality	Using Illuminace							
1.15	A	2000	1000	500	<=300				
1.5	B		2000	1000	500	<=300			
1.85	C			2000	1000	500	<=300		
2.2	D				2000	1000	500	<=300	
2.55	E	a				2000	1000	500	<=300
			b	c	d	e	f	g	h

Luminance Table

Gama(deg)	45	50	55	60	65	70	75	80	85
C0	3149	3235	3197	3134	2260	225	0	0	0
C90	2828	2868	3023	3185	2252	15	0	0	0

Luminance Limiting Curve

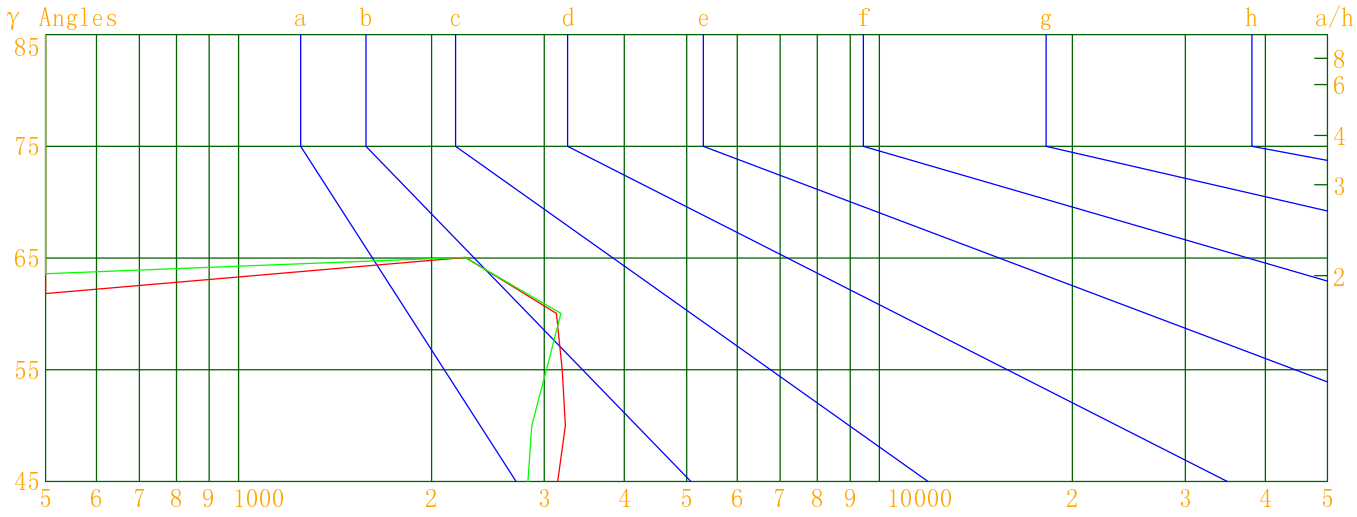

Luminous Size: Length(m)=-0.050 Width(m)=-0.050 Height(m)=0.000 Area(m^2)=0.001963
Luminous Type: Without Luminous Side
Luminous Curves: C0-C180 Color: C90-C270 Color:

IES Indoor Report
Photometric Filename:UL-9W-FX-0900-I.IES

Indoor Budgetary Estimate Table

Lum.Name: 55252	Lum.Catelog:	Test ID:
Lamp Name:	Lamp Catelog:	Test Lab:
Manufacture:	Test Machine:GON-2000	Test Date: 2021/03/15

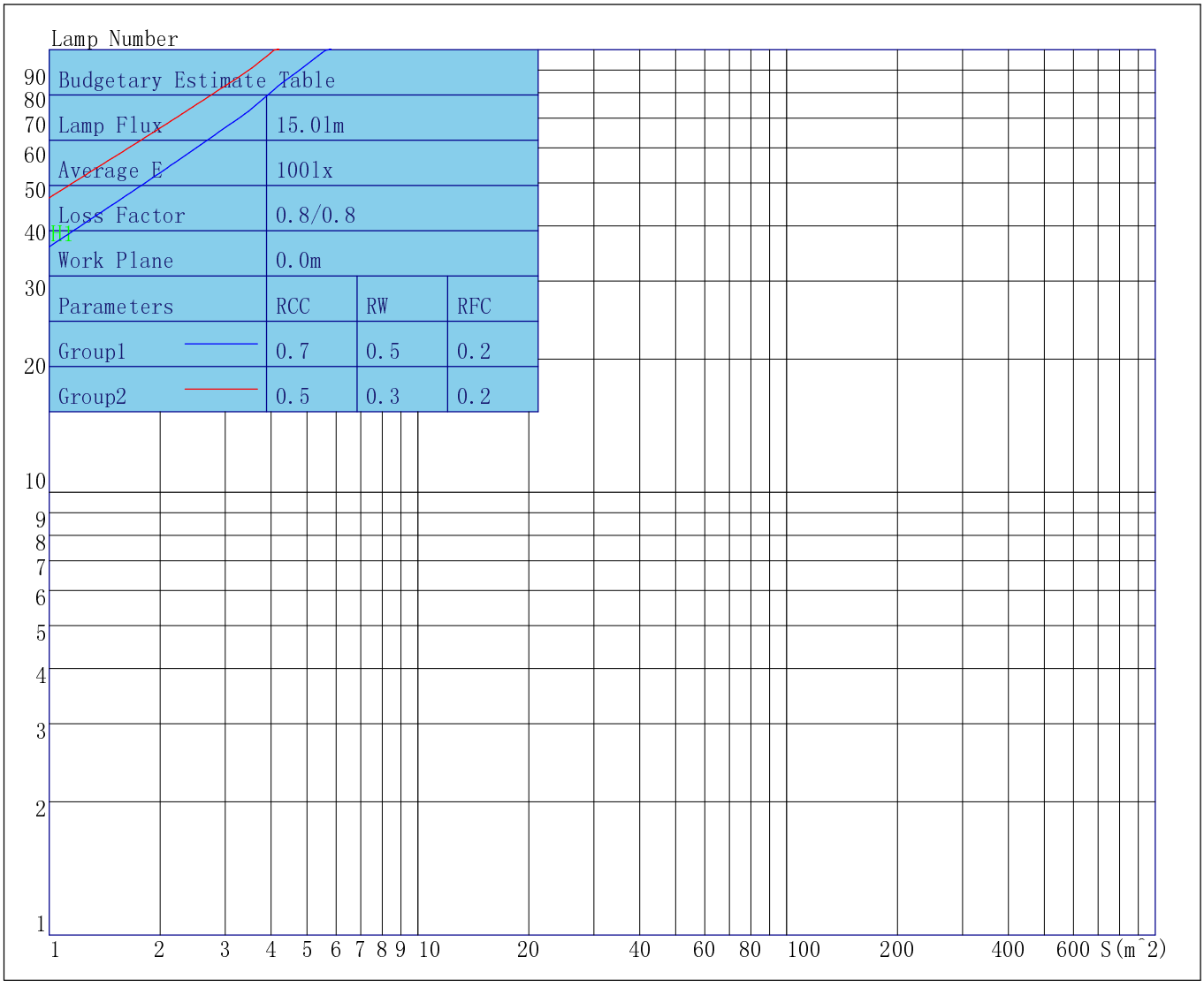

Parameters1: Rhocc = 0.7 Rhow = 0.5 Rhofc = 0.2 LLF = 0.8
Parameters2: Rhocc = 0.5 Rhow = 0.3 Rhofc = 0.2 LLF = 0.8
Average Illuminance(lx): 100 Cavity Height: H1(m) = 2

IES Indoor Report
Photometric Filename:UL-9W-FX-0900-I.IES

Indoor Coefficient of Utilization Table

Lum.Name: 55252	Lum.Catelog:	Test ID:
Lamp Name:	Lamp Catelog:	Test Lab:
Manufacture:	Test Machine:GON-2000	Test Date: 2021/03/15

Coefficients of Utilization - Zonal Cavity Method																		
Coef.	Effective Floor Cavity Reflectance RFC=0.20																	
RhoCC(%)	80				70				50			30			10			0
RhoW(%)	70	50	30	10	70	50	30	10	50	30	10	50	30	10	50	30	10	0
RCR	Coefficient of Utilization(%)																	
0	119	119	119	119	116	116	116	116	111	111	111	106	106	106	102	102	102	100
1	111	107	103	100	108	105	102	99	101	98	96	97	95	93	93	92	90	88
2	102	95	89	84	100	93	88	83	90	85	81	86	83	79	84	80	78	76
3	94	84	77	71	91	83	76	71	80	74	69	77	72	68	75	71	67	65
4	86	75	67	61	84	74	66	60	71	65	60	69	63	59	67	62	58	56
5	79	67	59	53	77	66	58	52	64	57	52	62	56	51	60	55	51	49
6	73	61	52	46	71	60	52	46	58	51	46	56	50	45	55	49	45	43
7	68	55	47	41	66	54	46	41	53	46	40	51	45	40	50	44	40	38
8	63	50	42	36	62	50	42	36	48	41	36	47	41	36	46	40	36	34
9	59	46	38	33	58	46	38	33	44	37	33	43	37	32	42	37	32	31
10	55	43	35	30	54	42	35	30	41	34	30	40	34	30	39	34	29	28

IES Indoor Report
Photometric Filename:UL-9W-FX-0900-I.IES

Unified Glare Rating Table

Lum.Name: 55252	Lum.Catelog:	Test ID:
Lamp Name:	Lamp Catelog:	Test Lab:
Manufacture:	Test Machine:GON-2000	Test Date: 2021/03/15

Unified Glare Rating Table

Ceiling RCC		0.70	0.70	0.50	0.50	0.30	0.70	0.70	0.50	0.50	0.30
Wall RW		0.50	0.30	0.50	0.30	0.30	0.50	0.30	0.50	0.30	0.30
Floor RFC		0.20	0.20	0.20	0.20	0.20	0.20	0.20	0.20	0.20	0.20
Room Size		Vewed crosswise					Vewed endwise				
X=2H	Y=2H	17.0	18.6	17.4	18.9	19.2	17.1	18.7	17.5	19.0	19.3
	Y=3H	17.3	18.7	17.7	19.0	19.4	17.4	18.8	17.8	19.1	19.5
	Y=4H	17.3	18.5	17.7	18.9	19.3	17.3	18.6	17.7	19.0	19.4
	Y=6H	17.2	18.4	17.6	18.8	19.1	17.3	18.5	17.7	18.8	19.2
	Y=8H	17.2	18.3	17.6	18.7	19.1	17.3	18.4	17.7	18.8	19.2
	Y=12H	17.1	18.2	17.6	18.6	19.0	17.2	18.3	17.7	18.7	19.1
X=4H	Y=2H	17.4	18.7	17.8	19.1	19.4	17.6	18.9	18.0	19.3	19.7
	Y=3H	17.7	18.7	18.1	19.1	19.5	17.9	19.0	18.3	19.4	19.8
	Y=4H	17.6	18.5	18.0	18.9	19.4	17.8	18.8	18.3	19.2	19.6
	Y=6H	17.5	18.3	18.0	18.8	19.2	17.8	18.6	18.2	19.0	19.5
	Y=8H	17.5	18.2	18.0	18.7	19.2	17.7	18.5	18.2	18.9	19.4
	Y=12H	17.5	18.1	17.9	18.6	19.1	17.7	18.4	18.2	18.8	19.3
X=8H	Y=4H	17.5	18.2	18.0	18.7	19.2	17.7	18.5	18.2	18.9	19.4
	Y=6H	17.4	18.0	17.9	18.5	19.1	17.7	18.3	18.2	18.8	19.3
	Y=8H	17.4	17.9	17.9	18.4	18.9	17.6	18.2	18.1	18.7	19.2
	Y=12H	17.3	17.8	17.8	18.3	18.9	17.6	18.1	18.1	18.6	19.1
X=12H	Y=4H	17.5	18.1	17.9	18.6	19.1	17.7	18.4	18.2	18.9	19.3
	Y=6H	17.4	17.9	17.9	18.4	18.9	17.6	18.2	18.1	18.6	19.2
	Y=8H	17.3	17.8	17.8	18.3	18.9	17.6	18.1	18.1	18.6	19.1
Variations with the objerver position at spacings											
S=1.0H		0.0/0.0					0.0/0.0				
S=1.5H		0.0/0.0					0.0/0.0				
S=2.0H		7.6/0.0					7.3/0.0				
Reduced UGR Table:											
Nordic Standard Table:		BK0					BK0				
Correction Value		0.5					0.5				

o the CIE Pub.117,data has been corrected,refers to the lamp's lumens 8.2flm.

IES Indoor Report
Photometric Filename:UL-9W-FX-0900-I.IES

Candela Tabulation

V/H	C0.0	C30.0	C60.0	C90.0	C120.0	C150.0	C180.0	C210.0	C240.0	C270.0	C300.0	C330.0
γ 0.0	7.32	7.32	7.32	7.32	7.32	7.32	7.32	7.32	7.32	7.32	7.32	7.32
γ 1.0	7.41	7.38	7.31	7.27	7.25	7.21	7.35	7.33	7.27	7.26	7.27	7.24
γ 2.0	7.44	7.38	7.30	7.24	7.23	7.19	7.30	7.28	7.26	7.25	7.26	7.22
γ 3.0	7.44	7.37	7.29	7.22	7.18	7.14	7.21	7.21	7.20	7.23	7.22	7.20
γ 4.0	7.42	7.35	7.26	7.18	7.11	7.07	7.12	7.11	7.11	7.15	7.16	7.15
γ 5.0	7.38	7.30	7.18	7.09	7.03	6.98	7.00	7.01	7.01	7.05	7.07	7.07
γ 6.0	7.31	7.22	7.11	6.99	6.92	6.87	6.89	6.90	6.91	6.97	6.98	6.99
γ 7.0	7.24	7.15	7.01	6.87	6.81	6.75	6.78	6.79	6.79	6.84	6.87	6.91
γ 8.0	7.15	7.06	6.91	6.77	6.68	6.62	6.65	6.67	6.67	6.72	6.77	6.81
γ 9.0	7.07	6.98	6.81	6.65	6.56	6.50	6.52	6.54	6.56	6.62	6.66	6.72
γ 10.0	6.98	6.88	6.70	6.53	6.44	6.38	6.39	6.42	6.44	6.49	6.55	6.61
γ 11.0	6.88	6.78	6.59	6.41	6.32	6.26	6.26	6.30	6.31	6.38	6.43	6.51
γ 12.0	6.81	6.68	6.49	6.30	6.17	6.12	6.14	6.17	6.20	6.25	6.32	6.41
γ 13.0	6.72	6.59	6.38	6.18	6.05	6.00	6.01	6.05	6.08	6.13	6.21	6.31
γ 14.0	6.62	6.48	6.27	6.06	5.93	5.89	5.90	5.93	5.97	6.02	6.10	6.21
γ 15.0	6.52	6.39	6.17	5.95	5.82	5.76	5.78	5.82	5.85	5.91	5.98	6.12
γ 16.0	6.43	6.28	6.07	5.84	5.71	5.65	5.67	5.71	5.76	5.79	5.88	6.04
γ 17.0	6.34	6.20	5.96	5.75	5.60	5.54	5.56	5.60	5.64	5.69	5.78	5.95
γ 18.0	6.25	6.11	5.86	5.64	5.49	5.43	5.46	5.49	5.54	5.58	5.69	5.87
γ 19.0	6.15	6.01	5.78	5.53	5.39	5.32	5.36	5.38	5.44	5.47	5.57	5.78
γ 20.0	6.09	5.94	5.68	5.44	5.29	5.22	5.26	5.30	5.34	5.38	5.49	5.72
γ 21.0	6.01	5.84	5.59	5.36	5.19	5.13	5.17	5.19	5.24	5.28	5.39	5.63
γ 22.0	5.93	5.77	5.52	5.26	5.10	5.05	5.10	5.12	5.16	5.19	5.31	5.56
γ 23.0	5.85	5.68	5.43	5.18	5.01	4.96	5.01	5.04	5.08	5.12	5.23	5.48
γ 24.0	5.78	5.61	5.36	5.10	4.93	4.86	4.95	4.95	5.01	5.03	5.15	5.41
γ 25.0	5.71	5.54	5.29	5.04	4.86	4.80	4.86	4.87	4.93	4.96	5.08	5.36
γ 26.0	5.66	5.47	5.22	4.97	4.79	4.73	4.79	4.81	4.85	4.89	5.01	5.28
γ 27.0	5.59	5.40	5.15	4.91	4.72	4.66	4.74	4.73	4.78	4.82	4.94	5.23
γ 28.0	5.53	5.32	5.08	4.84	4.66	4.59	4.66	4.66	4.72	4.75	4.87	5.17
γ 29.0	5.46	5.25	5.01	4.77	4.60	4.54	4.60	4.58	4.64	4.68	4.79	5.10
γ 30.0	5.39	5.18	4.95	4.71	4.53	4.47	4.53	4.51	4.56	4.60	4.73	5.03
γ 31.0	5.32	5.10	4.87	4.64	4.47	4.43	4.47	4.43	4.51	4.52	4.67	4.96
γ 32.0	5.25	5.02	4.80	4.58	4.41	4.36	4.42	4.36	4.43	4.46	4.58	4.88
γ 33.0	5.18	4.95	4.74	4.52	4.34	4.31	4.36	4.29	4.36	4.40	4.51	4.82
γ 34.0	5.11	4.86	4.69	4.46	4.29	4.24	4.30	4.23	4.29	4.32	4.44	4.76
γ 35.0	5.02	4.80	4.61	4.39	4.23	4.19	4.25	4.18	4.23	4.27	4.39	4.70
γ 36.0	4.95	4.70	4.55	4.34	4.18	4.15	4.20	4.10	4.18	4.21	4.33	4.61
γ 37.0	4.88	4.63	4.49	4.28	4.13	4.10	4.16	4.06	4.13	4.15	4.26	4.55
γ 38.0	4.80	4.56	4.41	4.21	4.09	4.03	4.10	4.01	4.10	4.12	4.20	4.49
γ 39.0	4.73	4.48	4.33	4.16	4.01	3.99	4.05	3.96	4.04	4.06	4.14	4.41
γ 40.0	4.66	4.40	4.28	4.10	3.95	3.94	4.01	3.94	3.99	4.02	4.09	4.35
γ 41.0	4.58	4.32	4.24	4.04	3.90	3.91	3.98	3.93	3.97	4.00	4.07	4.29
γ 42.0	4.51	4.25	4.20	4.02	3.89	3.88	3.98	3.91	3.97	3.99	4.05	4.24
γ 43.0	4.45	4.21	4.18	3.99	3.87	3.87	3.97	3.91	3.96	3.99	4.04	4.21
γ 44.0	4.41	4.18	4.15	3.96	3.90	3.87	3.97	3.89	3.97	4.01	4.04	4.20
γ 45.0	4.37	4.16	4.08	3.93	3.91	3.87	3.96	3.89	4.00	4.03	4.06	4.20
γ 46.0	4.35	4.13	4.00	3.88	3.93	3.87	3.95	3.87	3.99	4.06	4.07	4.18

IES Indoor Report
Photometric Filename:UL-9W-FX-0900-I.IES

Candela Tabulation - (Cont.)

V/H	C0.0	C30.0	C60.0	C90.0	C120.0	C150.0	C180.0	C210.0	C240.0	C270.0	C300.0	C330.0
γ 47.0	4.30	4.08	3.93	3.82	3.90	3.85	3.90	3.84	3.98	4.05	4.05	4.15
γ 48.0	4.25	3.99	3.86	3.75	3.80	3.82	3.86	3.80	3.91	4.03	4.02	4.11
γ 49.0	4.18	3.91	3.79	3.67	3.74	3.77	3.82	3.75	3.85	4.00	3.98	4.06
γ 50.0	4.08	3.81	3.72	3.62	3.68	3.73	3.76	3.66	3.75	3.95	3.93	4.00
γ 51.0	3.99	3.74	3.68	3.58	3.64	3.71	3.71	3.58	3.62	3.88	3.86	3.93
γ 52.0	3.88	3.66	3.63	3.52	3.60	3.65	3.66	3.48	3.48	3.78	3.77	3.84
γ 53.0	3.77	3.57	3.58	3.47	3.56	3.61	3.59	3.34	3.31	3.68	3.66	3.76
γ 54.0	3.68	3.48	3.52	3.43	3.51	3.56	3.54	3.20	3.19	3.59	3.54	3.69
γ 55.0	3.60	3.42	3.47	3.40	3.47	3.53	3.48	3.06	3.03	3.47	3.43	3.59
γ 56.0	3.52	3.34	3.40	3.38	3.46	3.49	3.41	2.89	2.88	3.33	3.28	3.45
γ 57.0	3.44	3.25	3.33	3.35	3.43	3.46	3.33	2.74	2.70	3.17	3.11	3.30
γ 58.0	3.34	3.15	3.22	3.31	3.39	3.40	3.22	2.56	2.53	2.97	2.91	3.11
γ 59.0	3.21	3.02	3.10	3.24	3.31	3.33	3.07	2.36	2.34	2.78	2.69	2.89
γ 60.0	3.08	2.87	2.94	3.13	3.23	3.23	2.91	2.16	2.14	2.54	2.47	2.65
γ 61.0	2.90	2.72	2.76	2.99	3.09	3.07	2.67	1.95	1.94	2.30	2.23	2.39
γ 62.0	2.70	2.52	2.53	2.79	2.90	2.89	2.40	1.73	1.73	2.04	1.97	2.09
γ 63.0	2.46	2.27	2.26	2.54	2.64	2.64	2.07	1.50	1.49	1.75	1.71	1.79
γ 64.0	2.19	1.99	1.97	2.23	2.33	2.35	1.71	1.25	1.24	1.45	1.42	1.49
γ 65.0	1.88	1.65	1.64	1.87	1.97	1.97	1.32	1.00	0.97	1.13	1.13	1.15
γ 66.0	1.53	1.28	1.26	1.45	1.56	1.59	0.95	0.76	0.75	0.81	0.84	0.84
γ 67.0	1.14	0.91	0.89	1.02	1.13	1.19	0.61	0.52	0.53	0.55	0.58	0.54
γ 68.0	0.79	0.59	0.55	0.64	0.72	0.83	0.31	0.32	0.33	0.32	0.36	0.28
γ 69.0	0.45	0.30	0.25	0.30	0.39	0.50	0.05	0.13	0.16	0.11	0.14	0.05
γ 70.0	0.15	0.06	0.00	0.01	0.08	0.22	0.00	0.00	0.00	0.00	0.00	0.00
γ 71.0	0.00	0.00	0.00	0.00	0.00	0.00	0.00	0.00	0.00	0.00	0.00	0.00
γ 72.0	0.00	0.00	0.00	0.00	0.00	0.00	0.00	0.00	0.00	0.00	0.00	0.00
γ 73.0	0.00	0.00	0.00	0.00	0.00	0.00	0.00	0.00	0.00	0.00	0.00	0.00
γ 74.0	0.00	0.00	0.00	0.00	0.00	0.00	0.00	0.00	0.00	0.00	0.00	0.00
γ 75.0	0.00	0.00	0.00	0.00	0.00	0.00	0.00	0.00	0.00	0.00	0.00	0.00
γ 76.0	0.00	0.00	0.00	0.00	0.00	0.00	0.00	0.00	0.00	0.00	0.00	0.00
γ 77.0	0.00	0.00	0.00	0.00	0.00	0.00	0.00	0.00	0.00	0.00	0.00	0.00
γ 78.0	0.00	0.00	0.00	0.00	0.00	0.00	0.00	0.00	0.00	0.00	0.00	0.00
γ 79.0	0.00	0.00	0.00	0.00	0.00	0.00	0.00	0.00	0.00	0.00	0.00	0.00
γ 80.0	0.00	0.00	0.00	0.00	0.00	0.00	0.00	0.00	0.00	0.00	0.00	0.00
γ 81.0	0.00	0.00	0.00	0.00	0.00	0.00	0.00	0.00	0.00	0.00	0.00	0.00
γ 82.0	0.00	0.00	0.00	0.00	0.00	0.00	0.00	0.00	0.00	0.00	0.00	0.00
γ 83.0	0.00	0.00	0.00	0.00	0.00	0.00	0.00	0.00	0.00	0.00	0.00	0.00
γ 84.0	0.00	0.00	0.00	0.00	0.00	0.00	0.00	0.00	0.00	0.00	0.00	0.00
γ 85.0	0.00	0.00	0.00	0.00	0.00	0.00	0.00	0.00	0.00	0.00	0.00	0.00
γ 86.0	0.00	0.00	0.00	0.00	0.00	0.00	0.00	0.00	0.00	0.00	0.00	0.00
γ 87.0	0.00	0.00	0.00	0.00	0.00	0.00	0.00	0.00	0.00	0.00	0.00	0.00
γ 88.0	0.00	0.00	0.00	0.00	0.00	0.00	0.00	0.00	0.00	0.00	0.00	0.00
γ 89.0	0.00	0.00	0.00	0.00	0.00	0.00	0.00	0.00	0.00	0.00	0.00	0.00
γ 90.0	0.00	0.00	0.00	0.00	0.00	0.00	0.00	0.00	0.00	0.00	0.00	0.00
γ 91.0	0.00	0.00	0.00	0.00	0.00	0.00	0.00	0.00	0.00	0.00	0.00	0.00
γ 92.0	0.00	0.00	0.00	0.00	0.00	0.00	0.00	0.00	0.00	0.00	0.00	0.00
γ 93.0	0.00	0.00	0.00	0.00	0.00	0.00	0.00	0.00	0.00	0.00	0.00	0.00

IES Indoor Report
Photometric Filename:UL-9W-FX-0900-I.IES

Candela Tabulation - (Cont.)

V/H	C0.0	C30.0	C60.0	C90.0	C120.0	C150.0	C180.0	C210.0	C240.0	C270.0	C300.0	C330.0
γ 94.0	0.00	0.00	0.00	0.00	0.00	0.00	0.00	0.00	0.00	0.00	0.00	0.00
γ 95.0	0.00	0.00	0.00	0.00	0.00	0.00	0.00	0.00	0.00	0.00	0.00	0.00
γ 96.0	0.00	0.00	0.00	0.00	0.00	0.00	0.00	0.00	0.00	0.00	0.00	0.00
γ 97.0	0.00	0.00	0.00	0.00	0.00	0.00	0.00	0.00	0.00	0.00	0.00	0.00
γ 98.0	0.00	0.00	0.00	0.00	0.00	0.00	0.00	0.00	0.00	0.00	0.00	0.00
γ 99.0	0.00	0.00	0.00	0.00	0.00	0.00	0.00	0.00	0.00	0.00	0.00	0.00
γ 100.0	0.00	0.00	0.00	0.00	0.00	0.00	0.00	0.00	0.00	0.00	0.00	0.00
γ 101.0	0.00	0.00	0.00	0.00	0.00	0.00	0.00	0.00	0.00	0.00	0.00	0.00
γ 102.0	0.00	0.00	0.00	0.00	0.00	0.00	0.00	0.00	0.00	0.00	0.00	0.00
γ 103.0	0.00	0.00	0.00	0.00	0.00	0.00	0.00	0.00	0.00	0.00	0.00	0.00
γ 104.0	0.00	0.00	0.00	0.00	0.00	0.00	0.00	0.00	0.00	0.00	0.00	0.00
γ 105.0	0.00	0.00	0.00	0.00	0.00	0.00	0.00	0.00	0.00	0.00	0.00	0.00
γ 106.0	0.00	0.00	0.00	0.00	0.00	0.00	0.00	0.00	0.00	0.00	0.00	0.00
γ 107.0	0.00	0.00	0.00	0.00	0.00	0.00	0.00	0.00	0.00	0.00	0.00	0.00
γ 108.0	0.00	0.00	0.00	0.00	0.00	0.00	0.00	0.00	0.00	0.00	0.00	0.00
γ 109.0	0.00	0.00	0.00	0.00	0.00	0.00	0.00	0.00	0.00	0.00	0.00	0.00
γ 110.0	0.00	0.00	0.00	0.00	0.00	0.00	0.00	0.00	0.00	0.00	0.00	0.00
γ 111.0	0.00	0.00	0.00	0.00	0.00	0.00	0.00	0.00	0.00	0.00	0.00	0.00
γ 112.0	0.00	0.00	0.00	0.00	0.00	0.00	0.00	0.00	0.00	0.00	0.00	0.00
γ 113.0	0.00	0.00	0.00	0.00	0.00	0.00	0.00	0.00	0.00	0.00	0.00	0.00
γ 114.0	0.00	0.00	0.00	0.00	0.00	0.00	0.00	0.00	0.00	0.00	0.00	0.00
γ 115.0	0.00	0.00	0.00	0.00	0.00	0.00	0.00	0.00	0.00	0.00	0.00	0.00
γ 116.0	0.00	0.00	0.00	0.00	0.00	0.00	0.00	0.00	0.00	0.00	0.00	0.00
γ 117.0	0.00	0.00	0.00	0.00	0.00	0.00	0.00	0.00	0.00	0.00	0.00	0.00
γ 118.0	0.00	0.00	0.00	0.00	0.00	0.00	0.00	0.00	0.00	0.00	0.00	0.00
γ 119.0	0.00	0.00	0.00	0.00	0.00	0.00	0.00	0.00	0.00	0.00	0.00	0.00
γ 120.0	0.00	0.00	0.00	0.00	0.00	0.00	0.00	0.00	0.00	0.00	0.00	0.00
γ 121.0	0.00	0.00	0.00	0.00	0.00	0.00	0.00	0.00	0.00	0.00	0.00	0.00
γ 122.0	0.00	0.00	0.00	0.00	0.00	0.00	0.00	0.00	0.00	0.00	0.00	0.00
γ 123.0	0.00	0.00	0.00	0.00	0.00	0.00	0.00	0.00	0.00	0.00	0.00	0.00
γ 124.0	0.00	0.00	0.00	0.00	0.00	0.00	0.00	0.00	0.00	0.00	0.00	0.00
γ 125.0	0.00	0.00	0.00	0.00	0.00	0.00	0.00	0.00	0.00	0.00	0.00	0.00
γ 126.0	0.00	0.00	0.00	0.00	0.00	0.00	0.00	0.00	0.00	0.00	0.00	0.00
γ 127.0	0.00	0.00	0.00	0.00	0.00	0.00	0.00	0.00	0.00	0.00	0.00	0.00
γ 128.0	0.00	0.00	0.00	0.00	0.00	0.00	0.00	0.00	0.00	0.00	0.00	0.00
γ 129.0	0.00	0.00	0.00	0.00	0.00	0.00	0.00	0.00	0.00	0.00	0.00	0.00
γ 130.0	0.00	0.00	0.00	0.00	0.00	0.00	0.00	0.00	0.00	0.00	0.00	0.00
γ 131.0	0.00	0.00	0.00	0.00	0.00	0.00	0.00	0.00	0.00	0.00	0.00	0.00
γ 132.0	0.00	0.00	0.00	0.00	0.00	0.00	0.00	0.00	0.00	0.00	0.00	0.00
γ 133.0	0.00	0.00	0.00	0.00	0.00	0.00	0.00	0.00	0.00	0.00	0.00	0.00
γ 134.0	0.00	0.00	0.00	0.00	0.00	0.00	0.00	0.00	0.00	0.00	0.00	0.00
γ 135.0	0.00	0.00	0.00	0.00	0.00	0.00	0.00	0.00	0.00	0.00	0.00	0.00
γ 136.0	0.00	0.00	0.00	0.00	0.00	0.00	0.00	0.00	0.00	0.00	0.00	0.00
γ 137.0	0.00	0.00	0.00	0.00	0.00	0.00	0.00	0.00	0.00	0.00	0.00	0.00
γ 138.0	0.00	0.00	0.00	0.00	0.00	0.00	0.00	0.00	0.00	0.00	0.00	0.00
γ 139.0	0.00	0.00	0.00	0.00	0.00	0.00	0.00	0.00	0.00	0.00	0.00	0.00
γ 140.0	0.00	0.00	0.00	0.00	0.00	0.00	0.00	0.00	0.00	0.00	0.00	0.00

IES Indoor Report
Photometric Filename:UL-9W-FX-0900-I.IES

Candela Tabulation - (Cont.)

V/H	C0.0	C30.0	C60.0	C90.0	C120.0	C150.0	C180.0	C210.0	C240.0	C270.0	C300.0	C330.0
γ 141.0	0.00	0.00	0.00	0.00	0.00	0.00	0.00	0.00	0.00	0.00	0.00	0.00
γ 142.0	0.00	0.00	0.00	0.00	0.00	0.00	0.00	0.00	0.00	0.00	0.00	0.00
γ 143.0	0.00	0.00	0.00	0.00	0.00	0.00	0.00	0.00	0.00	0.00	0.00	0.00
γ 144.0	0.00	0.00	0.00	0.00	0.00	0.00	0.00	0.00	0.00	0.00	0.00	0.00
γ 145.0	0.00	0.00	0.00	0.00	0.00	0.00	0.00	0.00	0.00	0.00	0.00	0.00
γ 146.0	0.00	0.00	0.00	0.00	0.00	0.00	0.00	0.00	0.00	0.00	0.00	0.00
γ 147.0	0.00	0.00	0.00	0.00	0.00	0.00	0.00	0.00	0.00	0.00	0.00	0.00
γ 148.0	0.00	0.00	0.00	0.00	0.00	0.00	0.00	0.00	0.00	0.00	0.00	0.00
γ 149.0	0.00	0.00	0.00	0.00	0.00	0.00	0.00	0.00	0.00	0.00	0.00	0.00
γ 150.0	0.00	0.00	0.00	0.00	0.00	0.00	0.00	0.00	0.00	0.00	0.00	0.00
γ 151.0	0.00	0.00	0.00	0.00	0.00	0.00	0.00	0.00	0.00	0.00	0.00	0.00
γ 152.0	0.00	0.00	0.00	0.00	0.00	0.00	0.00	0.00	0.00	0.00	0.00	0.00
γ 153.0	0.00	0.00	0.00	0.00	0.00	0.00	0.00	0.00	0.00	0.00	0.00	0.00
γ 154.0	0.00	0.00	0.00	0.00	0.00	0.00	0.00	0.00	0.00	0.00	0.00	0.00
γ 155.0	0.00	0.00	0.00	0.00	0.00	0.00	0.00	0.00	0.00	0.00	0.00	0.00
γ 156.0	0.00	0.00	0.00	0.00	0.00	0.00	0.00	0.00	0.00	0.00	0.00	0.00
γ 157.0	0.00	0.00	0.00	0.00	0.00	0.00	0.00	0.00	0.00	0.00	0.00	0.00
γ 158.0	0.00	0.00	0.00	0.00	0.00	0.00	0.00	0.00	0.00	0.00	0.00	0.00
γ 159.0	0.00	0.00	0.00	0.00	0.00	0.00	0.00	0.00	0.00	0.00	0.00	0.00
γ 160.0	0.00	0.00	0.00	0.00	0.00	0.00	0.00	0.00	0.00	0.00	0.00	0.00
γ 161.0	0.00	0.00	0.00	0.00	0.00	0.00	0.00	0.00	0.00	0.00	0.00	0.00
γ 162.0	0.00	0.00	0.00	0.00	0.00	0.00	0.00	0.00	0.00	0.00	0.00	0.00
γ 163.0	0.00	0.00	0.00	0.00	0.00	0.00	0.00	0.00	0.00	0.00	0.00	0.00
γ 164.0	0.00	0.00	0.00	0.00	0.00	0.00	0.00	0.00	0.00	0.00	0.00	0.00
γ 165.0	0.00	0.00	0.00	0.00	0.00	0.00	0.00	0.00	0.00	0.00	0.00	0.00
γ 166.0	0.00	0.00	0.00	0.00	0.00	0.00	0.00	0.00	0.00	0.00	0.00	0.00
γ 167.0	0.00	0.00	0.00	0.00	0.00	0.00	0.00	0.00	0.00	0.00	0.00	0.00
γ 168.0	0.00	0.00	0.00	0.00	0.00	0.00	0.00	0.00	0.00	0.00	0.00	0.00
γ 169.0	0.00	0.00	0.00	0.00	0.00	0.00	0.00	0.00	0.00	0.00	0.00	0.00
γ 170.0	0.00	0.00	0.00	0.00	0.00	0.00	0.00	0.00	0.00	0.00	0.00	0.00
γ 171.0	0.00	0.00	0.00	0.00	0.00	0.00	0.00	0.00	0.00	0.00	0.00	0.00
γ 172.0	0.00	0.00	0.00	0.00	0.00	0.00	0.00	0.00	0.00	0.00	0.00	0.00
γ 173.0	0.00	0.00	0.00	0.00	0.00	0.00	0.00	0.00	0.00	0.00	0.00	0.00
γ 174.0	0.00	0.00	0.00	0.00	0.00	0.00	0.00	0.00	0.00	0.00	0.00	0.00
γ 175.0	0.00	0.00	0.00	0.00	0.00	0.00	0.00	0.00	0.00	0.00	0.00	0.00
γ 176.0	0.00	0.00	0.00	0.00	0.00	0.00	0.00	0.00	0.00	0.00	0.00	0.00
γ 177.0	0.00	0.00	0.00	0.00	0.00	0.00	0.00	0.00	0.00	0.00	0.00	0.00
γ 178.0	0.00	0.00	0.00	0.00	0.00	0.00	0.00	0.00	0.00	0.00	0.00	0.00
γ 179.0	0.00	0.00	0.00	0.00	0.00	0.00	0.00	0.00	0.00	0.00	0.00	0.00
γ 180.0	0.00	0.00	0.00	0.00	0.00	0.00	0.00	0.00	0.00	0.00	0.00	0.00